

# PRIMARY TWO ENGLISH SCHEME OF WORK FOR TERM III 2023


PD	THEMES	SUB-THEME	CONTENT	COMPETENCES	METHODS	L/ACTIVITIES	L/SKILLS	L/AIDS	REF
1	Accidents and safety	First aid	<b>Vocabulary</b> Pair of scissors Cotton wool Medicine Safety pin First aid box Bandage <b>Structures</b> What is this? This is a -----	Pronounces words correctly • Read words correctly. • Spells the words correctly • - Answers given structures	- whole word - Look listen & say	- pronouncing - reading - spelling - answering	- Confidence - Effective communication	- Real objects and pictures	English practice bk 2 pupils bk 2 pg 132 Tr's guide pg 82
2			<b>Vocabulary</b> - bandage - pair of scissors - cotton wool - safety pin - razorblade <b>Structures</b> What is that? That is a -----	Pronounces words correctly • Read words correctly. • Spells the words correctly • - Answers given structures	- whole word - Look listen & say	- pronouncing - reading - spelling - answering	- Confidence - Effective communication	- Real objects and pictures	English practice bk 2 pg 133 Tr's guide pg 82
3			<b>Vocabulary</b> - Soap, plaster, cotton wood, razorblade, structures What do we use --- for? We use ---- for ----	Pronounces words correctly • Read words correctly. • Spells the words correctly • - Answers given structures	- whole word - Look listen & say	- pronouncing - reading - spelling - answering	- Confidence - Effective communication	- Real objects and pictures	English practice bk 2 pupils bk 2 pg 134 Tr's guide pg 84
4			<b>A dialogue</b> May I have a safety pin please? Yes, you may. Nurse, may I have a bandage please? No, you have cotton wool please? Yes you may.	- recites a rhyme - acts a dialogue	- demonstration - group work	- Acting - demonstration	- Confidence - Effective communication	- Real objects and pictures	English practice bk 2 pg 135 Tr's guide pg 85




5	Accidents and safety	First aid	Pictures and revision	- Matches words to pictures - revises vocabulary and structures	- look listen and say	- matching - revising	Pictures	Effective communication	practice bk 2 pg 137 Tr's guide pg 85
1	Peace and security	Roles of people who keep peace and security	<b>Vocabulary</b> - policeman - army man - prefect - teacher - nun, priest - policewoman <b>Structures</b> Show me _____ That is _____			- reading sentences	Illustration	Effective communication	English practice learners bk 2 pg 139
3			Who _____? The _____	- answers given questions correctly	- whole sentences	- answering questions	Illustration	Effective communication	English practice learners bk 2 pg 140
4			<b>Questions</b> 1. Who teaches in the school 2. Who rings the bells? 3. Who keeps law and order 4. who preaches in the church				Illustration	Effective communication	English practice learners bk 2 pg 141
5			A dialogue				Illustration	Effective communication	English practice learner's bk 2 pg 141
1	Peace and security	Ways of promoting peace and security	<b>Vocabulary</b> - Share, help, pray, friends, play. <b>Structures</b> What is he / she doing?	- Reads words correctly - Constructs sentences - Writes words about illustrations	whole word look, listen and say	- Reading - constructing - Writing	Confidence Effective communication	Illustration	English practice learner's bk 2 pg 143 Tr's guide pg 90
3			<b>Structures</b> What are they doing?	- asks questions - answer questions	whole word look, listen	- Reading - constructing	Confidence Effective	Illustration	English practice

				They are —		and say	- Writing	communication		learner's bk 2 pg 144 Tr's guide pg 90
	4			<b>A dialogue</b> What do you like? I like sharing Do you like sharing? Yes, I do Do you like greeting? Yes, I do	- acts a dialogue	whole word look, listen and say	- acting	Confidence Effective communication	Illustration	Pg 146
				<b>Revision on structures</b> What is he doing? He is — What are they doing? They are — What do you like? I like —	- revises the learnt structures	whole word look, listen and say	- revising	Confidence Effective communication	Illustration	Pg 147
4	1		Importance of promoting peace and security	<b>Vocabulary</b> - share - greet - play - pray	- reads words - writes words - pronounces words - spells words	whole word look, listen and say	- reading - writing - spelling - pronouncing	Confidence Effective communication	Illustration	Pg 148
	2	Peace and security	Importance of promoting peace and security	<b>Vocabulary</b> Fight, slap, bite Structures It is bad to —	- reads words correctly - spells words correctly	- Look, listen and say - I do, you, we do	- reading - spelling	Effective communication	Illustration	English practice bk 2 pg 149 Tr's guide pg 93
	3			<b>Structure</b> - share with others It is good - Don't fight	- reads sentences - writes sentences	- Look, listen and say - I do, you, we do	- reading - spelling	Effective communication	Illustration	English practice bk 2 pg 150 Tr's guide pg 93
	4			<b>A dialogue</b> John wants to fight It is bad to fight Can I share a mango with you?	- reads the words of the dialogue - acts a dialogue	- Look, listen and say - I do, you, we do	- reading - acting - spelling	Effective communication	Illustration	English practice bk 2 pg 151 Tr's

				It is good to share Thank you						guide 94
5	1			<b>A rhyme</b> Don't fight Don't steal Don't abuse Share and play	- reads the rhyme - recites the rhyme	- Look, listen and say - I do, you, we do	- reading - pronouncing - constructing sentences - writing	Effective communication	Illustration	English practice pg 152 Tr's guide pg 95
	2	Child protectio n	Child work and child abuse	<b>Vocabulary</b> Fight, burn, beat, pull, abuse, hate <b>Structure</b> It is bad to ----- I don't like -----	- pronounces words correctly - reads words correctly - writes words correctly - reading sentences	- I do - you do - we do	- pronouncing - reading - writing	Effective communication Self esteem	Illustration	English practice learner's bk 2 pg 153 tr's guide pg 96
	3			A dialogue between Aplo and Yiga	-	-	-			English practice learner's bk 2 pg 154 Tr's guide pg 97
	4			<b>Drawing</b> Revision of all the vocabulary learnt and structures	-	-	-			
6	1		Effects of child abuse	<b>Vocabulary</b> Deaf, pain, lame, sad <b>Structures</b> Who is in pain? Mary is in pain.	-	-	-			
	2			<b>Vocabulary</b> Fear, worry, pain, lame, run, angry, cry, blind, deaf	-	-	-			
	3	Child work and child abuse	Effects of child abuse	<b>A story</b> Kako is deaf and dumb Everyday, Kako washes plates Kako washes clothes He is angry Kako gives the baby milk	The learner; - reads the story - writes sentences - reads sentences - answer questions	- group work - demonstrat e	- reading - writing - answering	Effective communication	Illustration	English practice learners bk 2 pg 158 Tr's guide pg 98

4					Kako cooks food. He does not rest. Kako does not go to school												
					<b>A rhyme</b> Blind and lame I am a child Treat me well Take me to school Love me too Blind or lame I am a child					- recites a rhyme - reads the words of the rhyme - writes the rhyme							
5					Revision of learnt structures and vocabulary of the week					- revises learnt vocabulary and structure							
7	1	Child work and child abuse	Ways of child protection		<b>Vocabulary</b> - help - listen - friend - advise - gift - get - guide - parent structures It is good to ----- Is it good to -----? Yes it is good.					- pronounces words correctly - constructs sentences correctly - writes words to illustration - reads sentences correctly - writes words simple sentences							
2					<b>A story</b> Father and mother are talking to children The children are listening It is good to listen to parents					- reads the story - writes the words in the story - answers the questions							
3					<b>Placy messages</b> Aids kills Wear gloves when helping - Test for HIV/Aids					- reads messages - writes sentences - writes the messages							

				<ul style="list-style-type: none"><li>- be careful</li><li>- listen to advise</li><li>- do not share razorblades</li><li>- Do not share sharp objects</li><li>- care for the sick</li></ul>	-listens to parents						160 guide p 99					
	4	Child protection	Ways of child-protection	<table><tr><td colspan="3">Substitution table</td></tr><tr><td>You We</td><td>Should always</td><td>Guide chn Help other people Listen to parent Advise childre n</td></tr></table>	Substitution table			You We	Should always	Guide chn Help other people Listen to parent Advise childre n	<ul style="list-style-type: none"><li>-reads sentences</li><li>-completes sentences</li><li>-makes sentences</li></ul>	<ul style="list-style-type: none"><li>- whole sentence</li><li>- whole word</li><li>- group work</li></ul>	<ul style="list-style-type: none"><li>- reading sentence</li><li>- making sentence</li><li>- writing</li></ul>	Effective communication Self awareness	A table of sentences	English practice bk 2 pg 162 Tr's guide 101
Substitution table																
You We	Should always	Guide chn Help other people Listen to parent Advise childre n														
	5			<p>A story about Kana and miti</p> <ul style="list-style-type: none"><li>- Kana and miti live with mr and mrs Kawa</li><li>- They go to Kiira primary school.</li><li>- at school Kana and miti learn to read and write</li><li>- at home, Kana and miti eat their lunch</li></ul>	<ul style="list-style-type: none"><li>-reads the story</li><li>-reads sentences</li><li>-answers the questions</li></ul>	<ul style="list-style-type: none"><li>- whole sentence</li><li>- whole word</li><li>- group work</li></ul>	<ul style="list-style-type: none"><li>- reading sentence</li><li>- making sentence</li><li>- writing</li></ul>	Effective communication Self awareness	A table of sentences	English practice bk 2 pg 162 Tr's guide 101						
8	1	Measure s	Time	<p><b>Numbers one to twelve</b></p> <ul style="list-style-type: none"><li>- o'clock, learn, wake up, go, play</li></ul> <p><b>structures</b></p> <p>What time is it?</p> <p>It is _____</p>	<ul style="list-style-type: none"><li>-reads the story</li><li>-reads sentences</li><li>-answers the questions</li></ul>	<ul style="list-style-type: none"><li>- whole sentence</li><li>- whole word</li><li>- group work</li></ul>	<ul style="list-style-type: none"><li>- reading sentence</li><li>- making sentence</li><li>- writing</li></ul>	Effective communication Self awareness	A table of sentences	English practice bk 2 pg 162 Tr's guide 101						
	2			<p>What time is it?</p> 	<ul style="list-style-type: none"><li>-tells the time</li><li>-reads the words</li><li>-draws the clock face</li></ul>	<ul style="list-style-type: none"><li>- whole sentence</li><li>- whole word</li><li>- group work</li></ul>	<ul style="list-style-type: none"><li>- reading sentence</li><li>- making sentence</li><li>- writing</li></ul>	clockface	A table of sentences	English practice bk 2 pg 162 Tr's guide 101						

				It is _____ o'clock						
	3	Measure s	Time	Days of the week (ordinals) a half past  What time is it? It is _____ past _____	-tells the time -answers questions -draw clock face	- demonstration - explanation	- telling time - drawing - answering	Effective communication	Clockface	English practice learner's bk 2 pg 168 Tr's guide pg 104
				A quarter past and a quarter to  What is it? It is a quarter past -	-tells the time -answers questions -draw clock face	- demonstration - explanation	- telling time - drawing - answering	Effective communication	Clockface	English practice learner's bk 2 pg 168 Tr's guide pg 104
				 It is _____ to _____	-tells the time -answers questions -draw clock face	- demonstration - explanation	- telling time - drawing - answering	Effective communication	Clockface	English practice learner's bk 2 pg 168 Tr's guide pg 104
9	1			Days of the week (ordinal numbers) 1 <sup>st</sup> day - Sunday 2 <sup>nd</sup> day - Monday 3 <sup>rd</sup> day - Tuesday 4 <sup>th</sup> day - Wednesday 5 <sup>th</sup> day - Thursday 6 <sup>th</sup> day - Friday 7 <sup>th</sup> day - Saturday	-tells the days of the week -writes days of the week	- demonstration - explanation	- telling time - drawing - answering	Effective communication	Clockface	English practice learner's bk 2 pg 168 Tr's guide pg 104
					-	-	-			

2	Measure s	Time	<b>Month of the year</b> 1 <sup>st</sup> month January 2 <sup>nd</sup> February 3 <sup>rd</sup> March 4 <sup>th</sup> April 5 <sup>th</sup> May 6 <sup>th</sup> June	-reads months of the year -writes the months of the year	- explanation - whole word - whole sentence	- reading - writing	Effective communication Self awareness	Calendar	English practice learner's bk 2 pg 170 Tr's guide pg 100
3			7 July 8 <sup>th</sup> August 9 <sup>th</sup> September 10 <sup>th</sup> October 11 <sup>th</sup> November 12 <sup>th</sup> December	-reads months of the year -writes the months of the year	- explanation - whole word - whole sentence	- reading - writing	Effective communication Self awareness	Calendar	English practice learner's bk 2 pg 170 Tr's guide pg 100
4			<b>Structures</b> - What is the ____ Month of the year? The ____ month of the year is ____ is the ____ Month of the year	-read sentences -write sentences	-	-			
5		Units of measure	<b>Vocabulary</b> - kilogram - litre - half litre - shilling - packet <b>our shop</b> item            cost bread        1000 bisquit       800 blueband    3500 yoghurt      3700	-reads words correctly -answers questions concerning money	-	-			